

Shade Selection for Estelite ΣQ

Shade	20
	A1
	A2
	A3
	A3.5
Name change	A4
New shade	A5
	B1
	B2
	B3
	B4
	C1
	C2
	C3
	OA1
	OA2
	OA3
Discontinued	-
New shade	OPA2
Name change	CE(Inc)
	BW
New shade	WE

Estelite ΣQ is an ideal direct composite material that is suitable for both Mono-shade and Multiple shade restorations.

Opalescent A1
Opalescent A2
Opalescent A3

Opaque A2

Clear Enamel(Incisal)

Bleach White
White Enamel

OA shades have opalescence, slight opacity and chameleon effect.

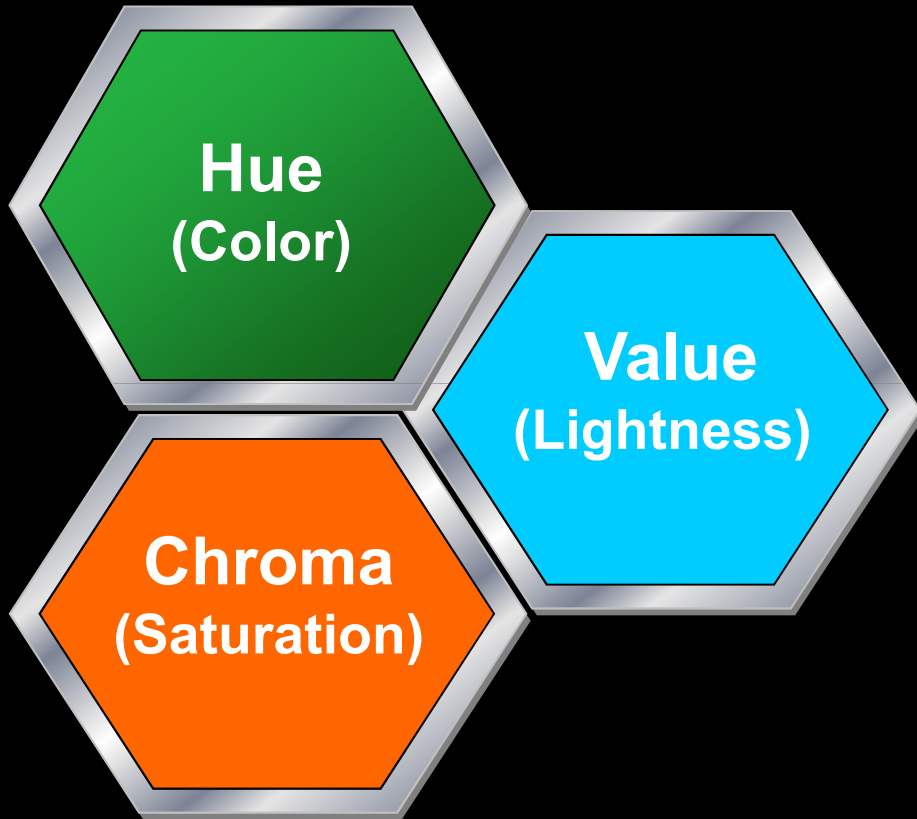
OPA 2 has more opacity and is recommended for masking slight stain and back lining but not for surfaces or masking metals.

CE (Incisal) may also be used for surfaces as well.

BW & WE are for bleached teeth, WE has higher transparency same as CE(Inc.)

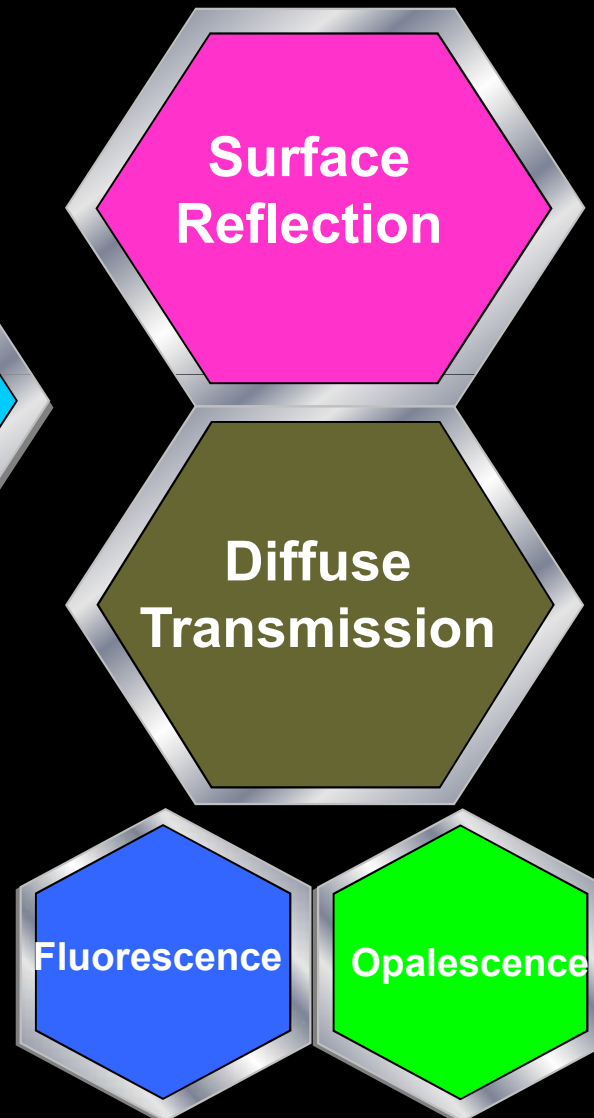
Key Factors in Recreating a Natural Tooth

Shade

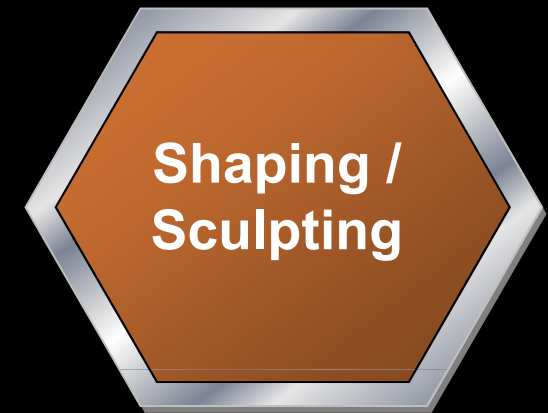


Translucency

Light Reflection

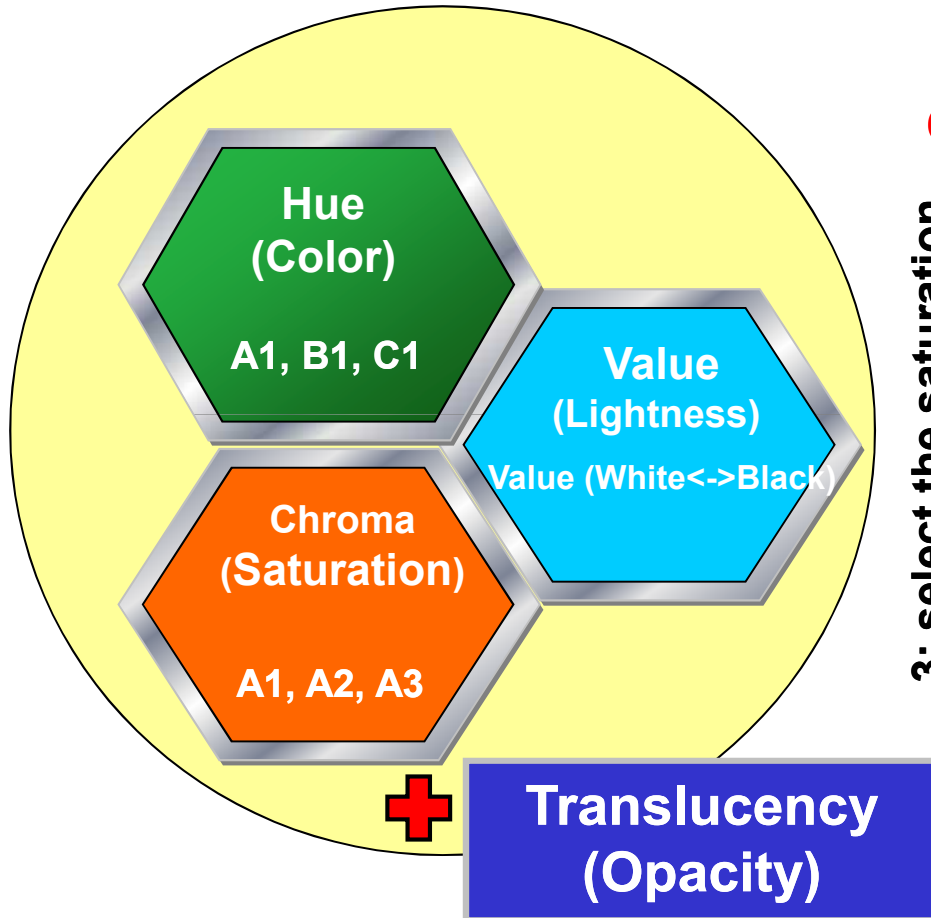


Shape



Shade Features are Comprised of 3+1 Elements

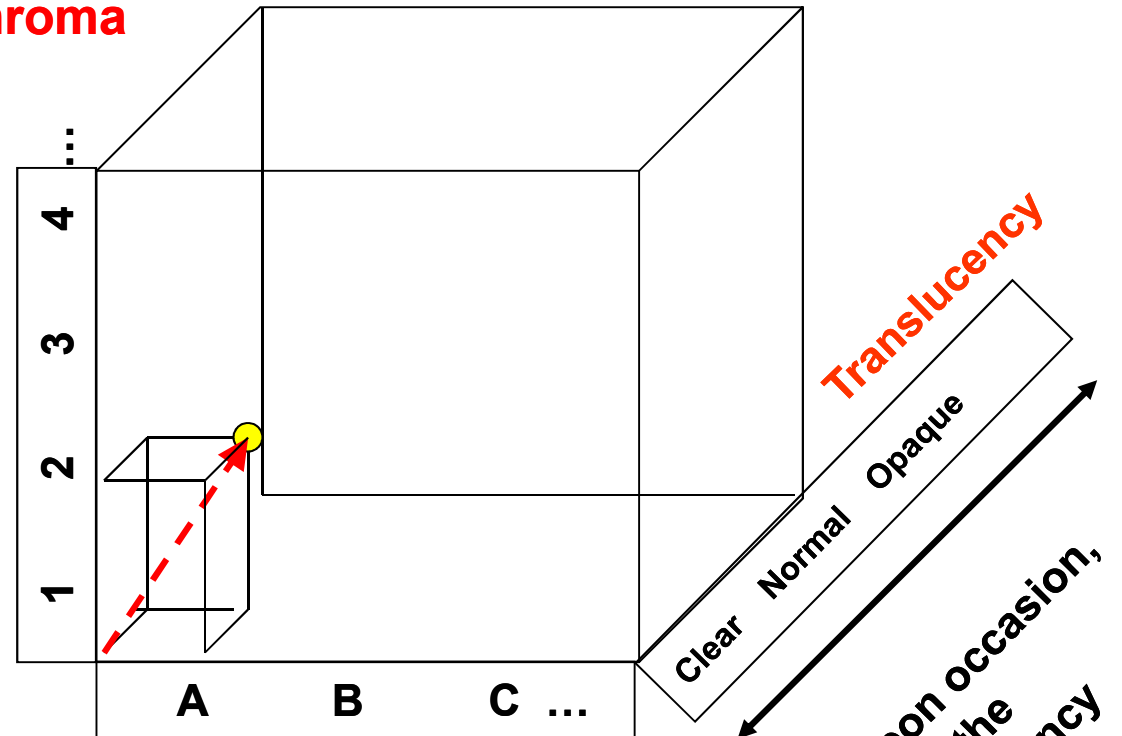
Shade



Value (White <-> Black)

Chroma

3: select the saturation

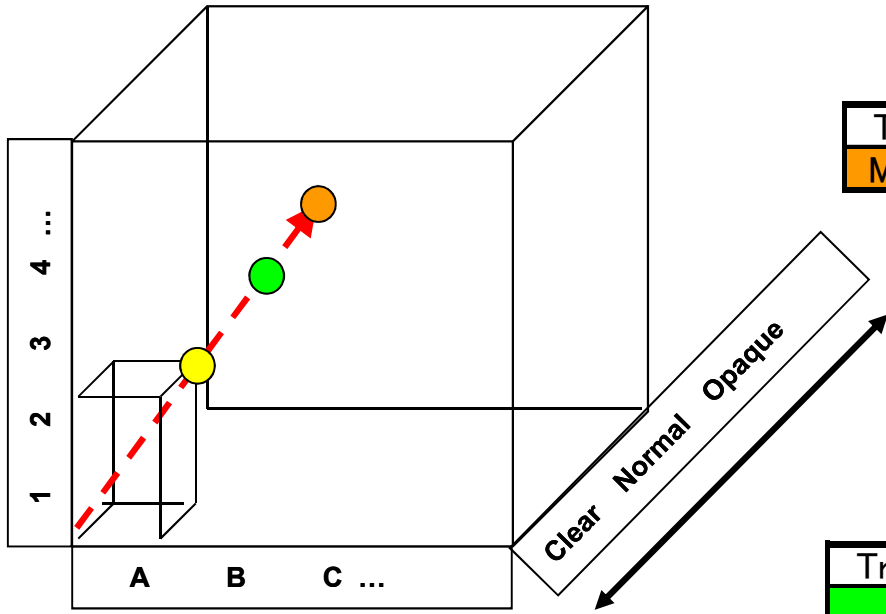


2: choose the color

Hue

1: upon occasion,
select the
translucency
(opacity)

Shade Features are Comprised of 3+1 Elements

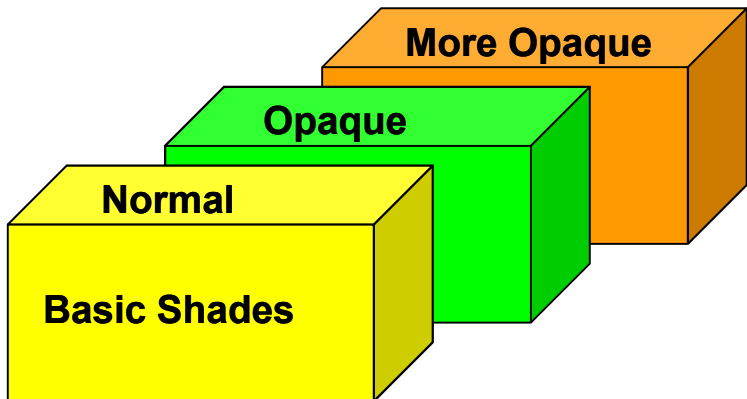


Transparency
More Opaquer

Saturation	5				original
	4				
	3				
	2	OPA2			
	1				
		A (Vita)	B (Vita)	C (Vita)	Color

Transparency
Opaquer

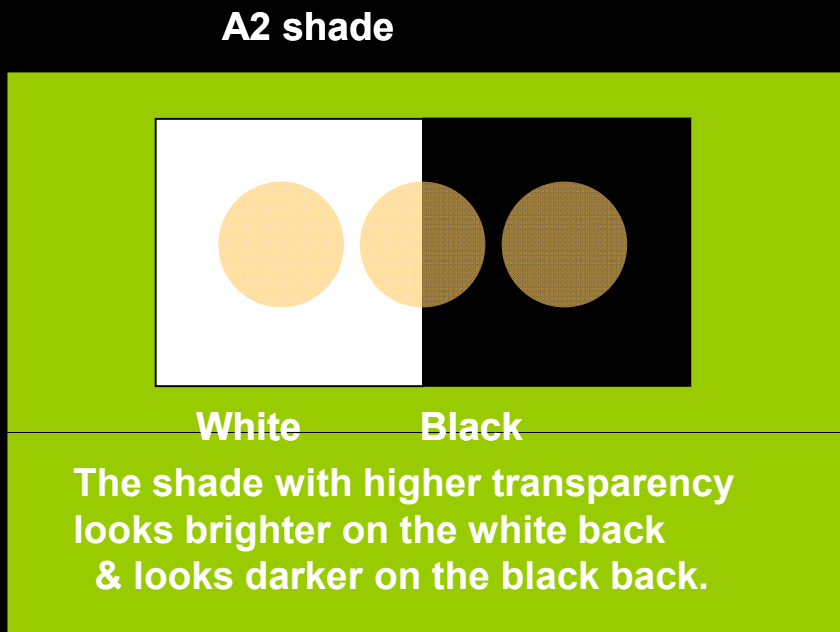
Saturation	5				original
	4				
	3	OA3			
	2	OA2			
	1	OA1			
		A (Vita)	B (Vita)	C (Vita)	Color



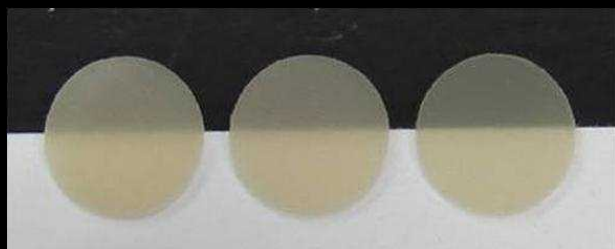
Transparency
Clear-Normal

Saturation	5	A5			Bleach White White Enamel Clear Enamel
	4	A4	B4		
		A3.5			
	3	A3	B3	C3	
	2	A2	B2	C2	
1	A1	B1	C1		
		A (Vita)	B (Vita)	C (Vita)	Color

Transparency Contrast Between A2, OA2 & OPA2



YB/YW



OPA2

OA2

A2

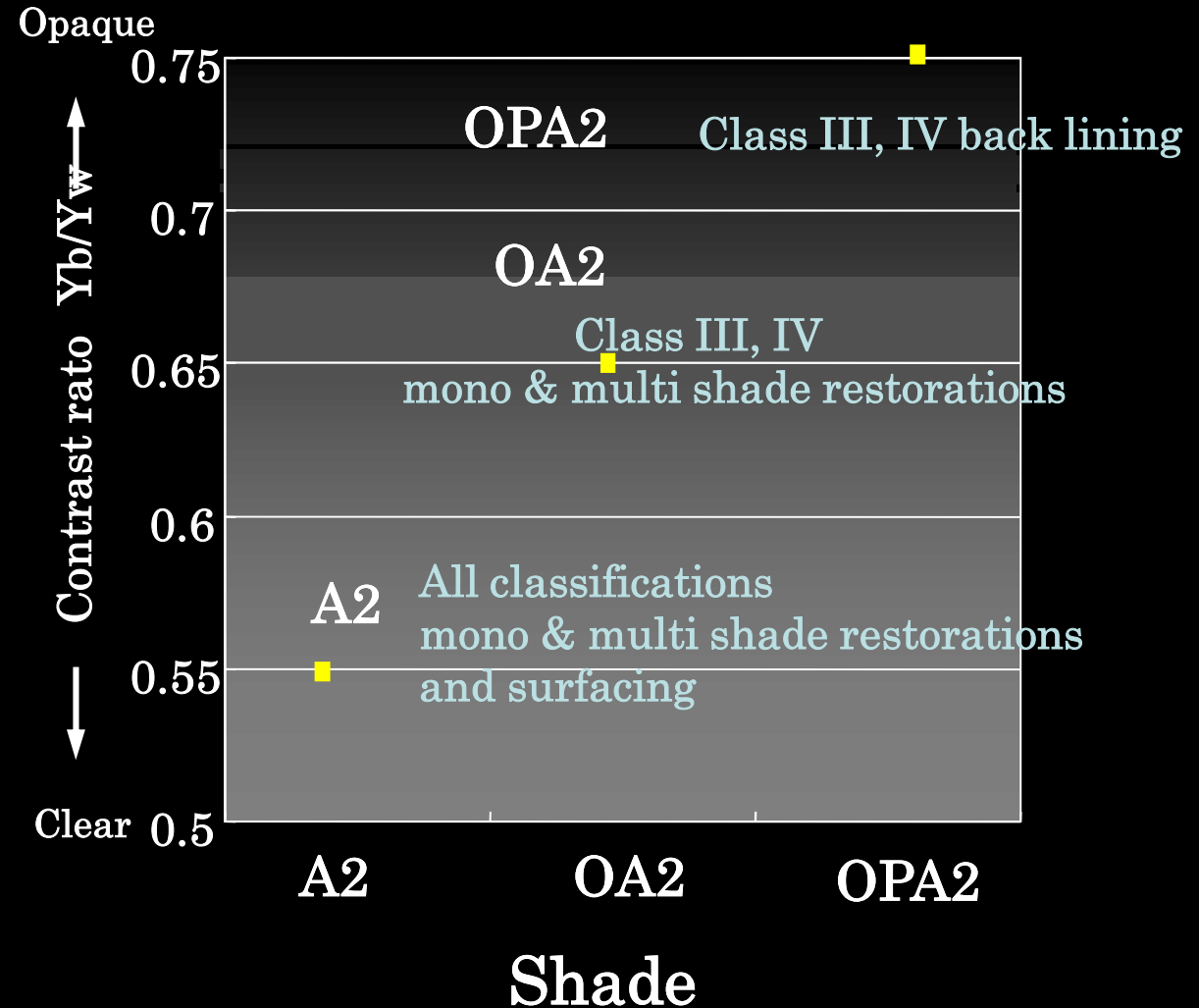
Contrast ratio

0.75

0.65

0.55

Recommendations



What is OA & OPA Shades?

OA are A shades that contain a slight **Opalescent** for blocking the black background.

OPA has more **Opaqueness** to ensure blocking.

OPA2 > **OA2** > **A2**
More Opaque Opalescent Transparent
(Normal)

(Class III)

Intraoral dark shine come through Class III.




Blocking dark shine

Restoration for Class III and Class IV

Opaque shades are an excellent choice for Class III and Class IV restorations.

A and OA shades exhibit the chameleon effect.

<Comparison of translucency>



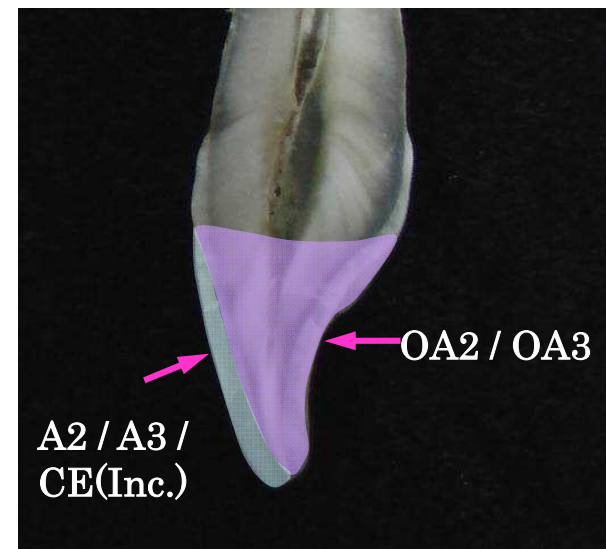
Basic A shade reflects dark background.

Opacity: **OPA2** > **OA2** > **A2**

Class III



Class IV



Class IV with a more opaque natural tooth...

